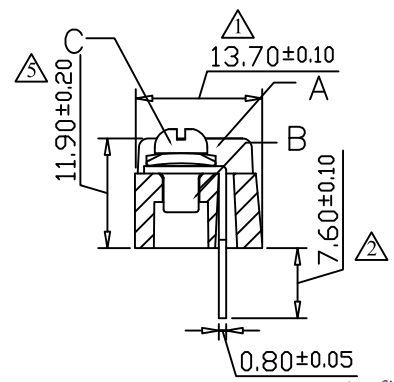
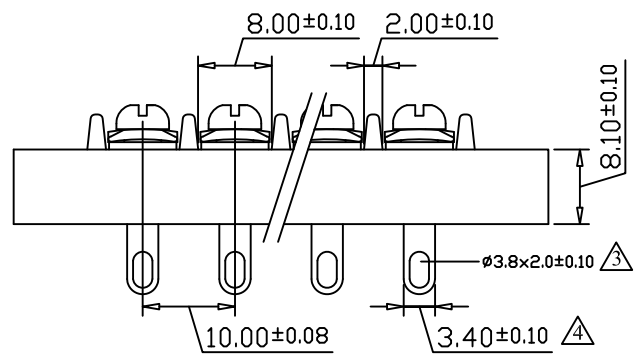
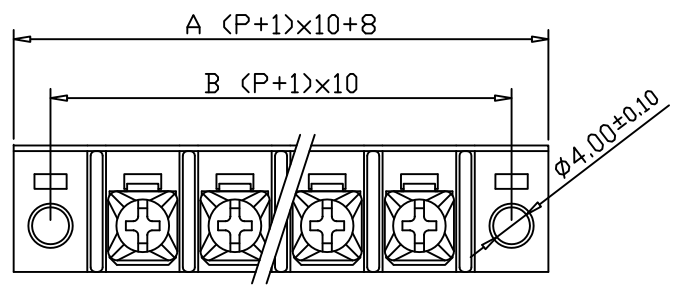


ZONE		REV	DESCRIPTION	DATE	APPROVED
------	--	-----	-------------	------	----------



✓	Poles	A±0.80	B±0.50		17	188.0	180.0
	02	38.0	30.0		18	198.0	190.0
	03	48.0	40.0	↓	Poles	A±0.90	B±0.80
	04	58.0	50.0		19	208.0	200.0
	05	68.0	60.0		20	218.0	210.0
	06	78.0	70.0		21	228.0	220.0
↓	Poles	A±0.80	B±0.60		22	238.0	230.0
	07	88.0	80.0		23	248.0	240.0
	08	98.0	90.0		24	258.0	250.0
	09	108.0	100.0	↓			
	10	118.0	110.0				
	11	128.0	120.0				
	12	138.0	130.0				
↓	Poles	A±0.80	B±0.70				
	13	148.0	140.0				
	14	158.0	150.0				
	15	168.0	160.0				
	16	178.0	170.0				

Screws Torque: 7.0 In-Lb
 Wire Range: 14~22 AWG
 Rated: 10 Amperes.AC250V
 Operation Temperature: -55°C~+115°C
 Insulation withstands volt: AC2000V min
 Insulation resistance: >1000MΩ DC500V

Part Number:
FTB-10-D-XXPH
 02~24 Poles

文件發行
 2022.08.12
 黃琦婷

- ④ Size update From 3.3 to 3.4 (2022/04/08)
- ③ Size update From 4*2.3 to 3.8*2 (2022/04/08)
- ② Size update From 7.8 to 7.6 (2022/04/08)
- ① Size update From 13.8 to 13.7 (2020/04/10)
- ⑤ Tolerance Revise From 0.1 to 0.2 (2022/08/08)

		Plating/Finish	Remark
A	Insulating body	Barrier	Black
B	Terminals	Brass	Tin
C	Screws	Steel	Nickel
D			
E			

HOW DER ELECTRONIC CO.,LTD

DESIGN	CHECK	APPROVED	DRAWING NO.	PART NAME	UNIT	REVISION
DATE	DATE	DATE		Terminal Blocks	MM	
2009/09/03				CERTIFIED		

SHEET 1/1

